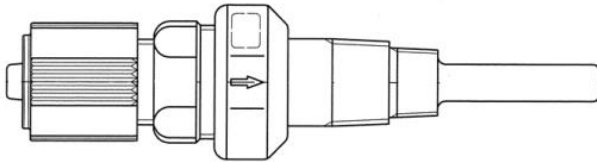


# Injection Check Valves



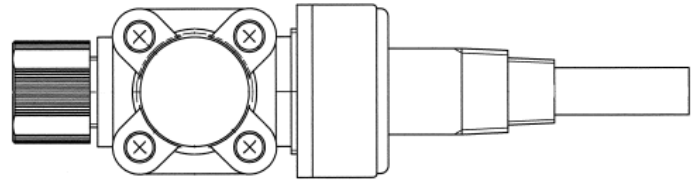
## Valve Style: CAN Series Injection Check Valves (Current)



TUBING CONNECTION: 3/8" or 1/2" O.D.  
 PROCESS CONNECTION: 3/8" MNPT & 1/2" MNPT  
 OTHER: Removable Tubing Adapter (FLEXCON connection)

CAN Series Injection Valves									
Part #	Label (on Part)	Color	Materials of Construction			Tubing Connection	Function		
			Body	Seal	Spring psi		Check	Back-Pressure	Anti-Siphon
CAN-1PA-7	NO TAG	Black	GFRPP	AFLAS	MED	3/8" OD	YES	25 psi	Minimal
CAN-1PC-7	CAN-1V-7	Black	GFRPP	FKM	MED	3/8" OD	YES	25 psi	Minimal
CAN-1PCH-7	CAN-1VH-7	Black	GFRPP	FKM	HIGH	3/8" OD	YES	50 psi	Some
CAN-1PE-7	CAN-1E-7	Black	GFRPP	EPDM	MED	3/8" OD	YES	25 psi	Minimal
CAN-1PEH-7	CAN-1EH-7	Black	GFRPP	EPDM	HIGH	3/8" OD	YES	50 psi	Some
CAN-1VC-7	CAN-1VC-7	Clear	PVC	FKM	MED	3/8" OD	YES	25 psi	Minimal
CAN-1VCH-7	CAN-1VCH-7	Clear	PVC	FKM	HIGH	3/8" OD	YES	50 psi	Some
CAN-1VE-7	CAN-1VE-7	Clear	PVC	EPDM	MED	3/8" OD	YES	25 psi	Minimal
CAN-1VEH-7	CAN-1VEH-7	Clear	PVC	EPDM	HIGH	3/8" OD	YES	50 psi	Some
CAN-1TA-7	N/A	White	PVDF	AFLAS	MED	3/8" OD	YES	25 psi	Minimal
CAN-2PA-8	NO TAG	Black	GFRPP	AFLAS	MED	1/2" OD	YES	25 psi	Some
CAN-2PAL-8	NO TAG	Black	GFRPP	AFLAS	LOW	1/2" OD	YES	8 psi	Minimal
CAN-2PC-8	CAN-2V-8	Black	GFRPP	FKM	MED	1/2" OD	YES	25 psi	Some
CAN-2PCL-8	CAN-2VL-8	Black	GFRPP	FKM	LOW	1/2" OD	YES	8 psi	Minimal
CAN-2PE-8	CAN-2E-8	Black	GFRPP	EPDM	MED	1/2" OD	YES	25 psi	Some
CAN-2PEL-8	CAN-2EL-8	Black	GFRPP	EPDM	LOW	1/2" OD	YES	8 psi	Minimal
CAN-2VC-8	CAN-2VC-8	Clear	PVC	FKM	MED	1/2" OD	YES	25 psi	Minimal
CAN-2VCL-8	CAN-2VCL-8	Clear	PVC	FKM	LOW	1/2" OD	YES	8 psi	Minimal
CAN-2VE-8	CAN-2VE-8	Clear	PVC	EPDM	MED	1/2" OD	YES	25 psi	Minimal
CAN-2VEL-8	CAN-2VEL-8	Clear	PVC	EPDM	LOW	1/2" OD	YES	8 psi	Minimal
CAN-2TAL-8	N/A	White	PVDF	AFLAS	LOW	1/2" OD	YES	8 psi	Minimal

### Valve Style: E90xxx Series (PVDF Body)

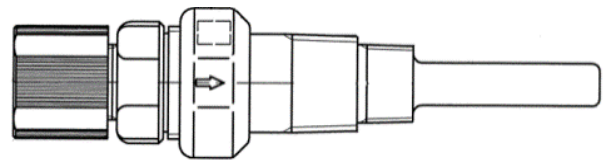


TUBING CONNECTION: 3/8" or 1/2" O.D.  
 PROCESS CONNECTION: 3/8" MNPT & 1/2" MNPT  
 OTHER: Molded in Tubing Connection (no adapter or clamp ring)  
 Diaphragm Back Pressure/Anti Siphon design (BVC versions)

E90XXX FC/TC/TA Injection Valves									
Part #	Label (on Part)	Color	Materials of Construction			Tubing Connect	Function		
			Body	Seal	Spring psi		Check	Back-Pressure	Anti-Siphon
E90019 (OBS)	BVC-1VV-7U	Blk/Clear	PVC	FKM	ADJ	3/8" OD	Floating	29 PSI	YES
E90020	BVC-1TV-7U1-1	White	PVDF	AFLAS/FKM	ADJ	3/8" OD	Floating	29 PSI	YES
E90021 (OBS)	BVC-1VV-8H	Blk/Clear	PVC	FKM	ADJ	1/2" OD	Floating	29 PSI	YES
E90022	BVC-1TV-8U1-1	White	PVDF	AFLAS/FKM	ADJ	1/2" OD	Floating	29 PSI	YES
E90238*	No Tag	White	PVDF	FKM	LOW	3/8" OD	YES	7 PSI	Minimal

\*This Valve style is more like 1<sup>st</sup> Generation (E90xxx) Series shown below.

### Valve Style: E90xxx Series (1<sup>st</sup> Generation Pre-July 2015)



TUBING CONNECTION: 3/8" or 1/2" O.D.  
 PROCESS CONNECTION: 3/8" MNPT & 1/2" MNPT  
 OTHER: Molded in Tubing Connection (no adapter or clamp ring)

E90XXX Series Injection Valves									
Part #	Label(s) (on Part)	Color	Materials of Construction			Tubing Connect	Function		
			Body	Seal	Spring psi		Check	Back-Pressure	Anti-Siphon
E90001	CA-1VC / 7U	Clear	PVC	FKM	MED	3/8" OD	YES	25 PSI	Minimal
E90002	CA-1VE / 7U	Clear	PVC	EPDM	MED	3/8" OD	YES	25 PSI	Minimal
E90003	CA-1V / 7U	Black	GFRPP	FKM	MED	3/8" OD	YES	25 PSI	Minimal
E90004	CA-1E / 7U	Black	GFRPP	EPDM	MED	3/8" OD	YES	25 PSI	Minimal
E90005	CA-2VC / 8U	Clear	PVC	FKM	MED	1/2" OD	YES	25 PSI	Minimal
E90006	CA-2VE / 8U	Clear	PVC	EPDM	MED	1/2" OD	YES	25 PSI	Minimal
E90007	CA-2VCL / 8U	Clear	PVC	FKM	LOW	1/2" OD	YES	8 PSI	Minimal
E90008	CA-2VEL / 8U	Clear	PVC	EPDM	LOW	1/2" OD	YES	8 PSI	Minimal
E90009	CA-2V / 8U	Black	GFRPP	FKM	MED	1/2" OD	YES	25 PSI	Minimal
E90010	CA-2E / 8U	Black	GFRPP	EPDM	MED	1/2" OD	YES	25 PSI	Minimal
E90011	CA-2VL / 8U	Black	GFRPP	FKM	LOW	1/2" OD	YES	8 PSI	Minimal
E90012	CA-2EL / 8U	Black	GFRPP	EPDM	LOW	1/2" OD	YES	8 PSI	Minimal